

# TEXAS

EQUIPMENT

# 2017

[WWW.TEXAS-GARDEN.COM](http://WWW.TEXAS-GARDEN.COM)

ENJOY THE WEEKEND  
- LET YOUR TEXAS DO THE WORK!



# WELCOME TO A TOUR OF THE TEXAS RANGE

## All of the information collected in a single location

A new gardening season has arrived and it is time to find new inspiration in the brand new Texas catalogue.

The garden is no longer a place where fruit and vegetables are grown. It has an attractive lawn, fine flower-beds and a great patio where people can relax and enjoy their surroundings. The garden is an oasis of comfort. A refuge where family and friends gather to socialise, enjoying good food and fun games. Keeping the garden nice requires effort. This is where TEXAS enters the picture. With more than 55 years of experience in gardening, TEXAS has the experience and expertise you need to find the solution you want. With a complete range of garden machines, which cover everything from soil, cleaning, grass, hedges and trees, TEXAS is your guarantee of a total solution that will make garden work much easier.

## Several products

New products have been added to the catalogue this year, and it contains one of the widest ranges ever. Above all, we are proud to be able to introduce the new Premium series, consisting of the company's specially developed lawnmowers, which meet the most demanding gardener's requirements. All of the Premium models have something extra: Ultra specifications, attractive features and comfort, new engines have been introduced – including our new V series and the well-known Honda engines. The design is brand new, providing a new and attractive look and the new cutting deck provides even better grass collecting options – and above all, with all of the models you get **FULL VALUE FOR MONEY!**

We are also extending our range with our robot lawnmower range, as we can see there is an increase in demand for these machines, since they make mowing the lawn child's play. We have focused on models with extra large square-metre capacity, which means they can deal with large areas, or in smaller gardens you can simply let the machine mow the grass on fewer days and reduce wear and tear.

We have also developed some other practical products, including an electric weed burner and a tile weed cleaner, which you can see in the catalogue.

We put a lot of thought into providing accessory solutions at TEXAS, so that you can get the most out of your product. For many years now, we have had one of the world's largest ranges of accessories for tillers. This has made it easier, faster and more enjoyable to grow your own vegetables. But we have also focused on expanding the range of multifunctional products, e.g. brush cutters, which can be used to cut lawn edges or cut branches and hedges that are higher up. In addition, we have made our sweepers more flexible, so they can also be used to remove moss by changing the brushes with specially designed moss springs. All of this means that you can extend the application of your TEXAS product and thus its value.

## All of the information collected in a single location

You can learn more about the individual products at [www.texas-garden.com](http://www.texas-garden.com), where you will find even more specifications and information about each product, including operating instructions, images, film clips and much more.

We hope our catalogue provides you with excellent inspiration for this year's season.

**HAVE A GREAT TIME IN THE GARDEN!**

Best wishes  
Johnny Lolke  
Director


<b>SOIL &amp; KITCHEN GARDEN</b>	<b>4</b>
Earth augers .....	4
Accessories for augers .....	4
Tillers .....	4
Accessories for your tiller .....	6
<b>LAWN</b>	<b>8</b>
Lawn mowers .....	8
Razor mowers .....	10
Premium mowers .....	12
Robot lawnmowers .....	14
Lawn tractors .....	16
Weed burner .....	16
Pump .....	16
Grass cutter .....	16
Lawn edgers .....	17
Lawn Raker and scarifiers .....	17
<b>HEDGES, BUSHES &amp; HIGH GRASS</b>	<b>18</b>
18V series .....	18
Hedge trimmers .....	19
Trimmers .....	19
Rotary mower .....	19
Brush cutters .....	20
Combi 800 .....	22
Accessories for your Combi 800 .....	23
Pro Trac/Sweep .....	24
Accessories for your Pro Trac/Sweep .....	25
<b>PATHS &amp; PAVED SURFACES</b>	<b>26</b>
Leaf blower .....	26
Blow vac .....	26
Snow Throwers .....	27
Sweepers .....	28
Accessories for your sweeper .....	29
Spreaders .....	29
<b>TREES &amp; FIREWOOD</b>	<b>30</b>
Shredder .....	30
Log splitters .....	31
Log saws .....	31
Chainsaws .....	32
Chains .....	32
Accessories for your chainsaw .....	32
<b>ACCESSORIES</b>	<b>33</b>
Extension lead .....	33
Covers .....	33
Canister .....	33
Helmet .....	33
Tools .....	33
Accessories for lawn tractors .....	33
Accessories for trimmers and brush cutters .....	34
<b>WHICH OIL FITS YOUR MACHINE?</b>	<b>35</b>

# SOIL & KITCHEN GARDEN

**LIFETIME  
GUARANTEE**  
AGAINST BREAKAGE ON  
GASOLINE TILLER BLADES!

(NORMAL ABRASSION  
NOT COVERED)

We need to take good care of our earth. But that does not mean we cannot use it while we take care of it. TEXAS has designed and produced tillers and cultivators since the company was founded – it is part of the company's DNA. You can clearly see this by the wide range available for the smart, professional and expert segment. Remember to check the large range of accessories on the next page, which includes snow blades and trailers for selected tillers – that is SMART KEEPING.









## NEG52

- Strong earth auger for the professional user
- Ergonomic handlebars

EARTH AUGERS	EA1200	EA5200	NEG52
Engine	230V	2-stroke	2-stroke
Net power	1.2 kW	1.82 kW	1.9 kW
Cylinder displacement	–	52 cc	52 cc
Working depth	80 cm	70 cm	70 cm
Max. auger size	150 mm	200 mm	200 mm
Auger incl.	•	–	–
Weight	2.8 kg	11 kg	13 kg
Art. no.	90063075	90063091	NEG52

## ACCESSORIES FOR AUGERS

	EA1200	EA5200	NEG52
<b>AUGER Ø:80 MM</b> 	–	–	Art. no. 55720020
<b>AUGER Ø:100 MM</b> 	–	Art. no. 90063092	Art. no. 55720040
<b>AUGER Ø:150 MM</b> 	Art. no. 418204	Art. no. 90063093	Art. no. 55720170
<b>AUGER Ø:200 MM</b> 	–	Art. no. 90063094	Art. no. 55720350
<b>ICE AUGER Ø:200 MM</b> 	–	Art. no. 90063095	–
<b>EXTENSION BAR 40 CM</b> 	Art. no. 418205	Art. no. 90063096	Art. no. 55750360

## USE

## ES300



Weed Cultivate Fertilise Plant Lawn edger

## USE

## EL-TEX

Light cultivation	●
Cultivation of vegetable garden	○
Cultivation and preparation of lawn	○
Cultivation of fallow land	○



TILLERS	ES300	EL-TEX 750	EL-TEX 1400	EL-TEX 2000
Engine	230V	230V	230V	230V
Net power	0.3 kW	0.75 kW	1.4 kW	2.0 kW
Gears	–	1 forward	1 forward	1 forward
Working width	15 cm	28 cm	38 cm	45 cm
Working depth	10 cm	22 cm	21 cm	26 cm
Adjustable handle	•	–	–	–
Art. no.	90063050	90062082	90063077	90063078



USE	HOBBY	TX	FUSION
Light cultivation	●	●	●
Cultivation of vegetable garden	●	●	●
Cultivation and preparation of lawn	○	●	●

ACCESSORIES FOR TILLERS!  
- LEARN MORE ON PAGE 6-7



TILLERS	HOBBY 380TGR	HOBBY 500B	HOBBY 610TGR
Engine	TG385, 4-stroke	B&S 650, 4-stroke	TG475, 4-stroke
Net power	1.95 kW	2.61 kW	2.3 kW
Cylinder displacement	113 cc	190 cc	139 cc
Gears	1 forward + 1 reverse	1 forward	1 forward + 1 reverse
Working width	38 cm	50 cm	55 cm
Working depth	20 cm	33 cm	33 cm
Adjustable handle	•	•	•
Art. no.	90260012110	90265044100	90264848110

### HOBBY & TX TILLERS

- Powerful gearbox
- Bolted and specially heat treated knives



TILLERS	HOBBY 600BR	TX 611TG DUAL SHAFT	TX 612TG DUAL SHAFT
Engine	B&S 650E, 4-stroke	TG722, 4-stroke	TG722, 4-stroke
Net power	3.2 kW	4.2 kW	4.2 kW
Cylinder displacement	190 cc	212 cc	212 cc
Gears	1 forward + 1 reverse	1 forward + 1 reverse	1 forward + 1 reverse
Working width	50 cm	30-55-85 cm	30-55-85 cm
Working depth	33 cm	33 cm	33 cm
Adjustable handle	•	-	•
Art. no.	90265544110	90061196	90061296

### FUSION TILLERS

- Solid cast iron gearbox
- Bolted and specially heat treated knives
- Up to 90 cm working width



TILLERS	TX 602B	FUSION 10TG VARIO	FUSION 10B VARIO
Engine	B&S 950, 4-stroke	TG720, 4-stroke	B&S Vanguard, 4-stroke
Net power	4.2 kW	4.2 kW	4.8 kW
Cylinder displacement	208 cc	212 cc	205 cc
Gears	1 forward + 1 reverse	8 speeds forward + 4 reverse	8 speeds forward + 4 reverse
Working width	30-55-85 cm	35-62-68-90 cm	35-62-68-90 cm
Working depth	33 cm	38 cm	38 cm
Adjustable handle	•	•	•
Art. no.	90061249	90068031	90068032

# ACCESSORIES FOR YOUR TILLER

The TEXAS wide range of tillers has been designed as multi-machines, which function all year round.

		HOBBY 300/400 SERIES	HOBBY 500/600 SERIES	HOBBY 610	TX SERIES
<b>HARROW</b>		-	-	-	Working width: 60 cm Art. no. 91070000100 <sup>(2)</sup>
<b>RIDGER</b>		Art. no. 91032500100 <sup>(1)</sup>	Art. no. 9106500100 <sup>(2)</sup>	Art. no. 9106500100 <sup>(2)</sup>	6" Art. no. 91060500100 <sup>(3)</sup>
<b>PLOUGH</b>		-	-	-	6" Art. no. 91093000100 <sup>(3)</sup>
<b>TURNING PLOUGH</b>		-	-	-	-
<b>LAWN SPIKER</b>		-	-	-	Working width: 66 cm Art. no. 91051550100 <sup>(4)</sup>
<b>SCARIFIER</b>		Working width: 55 cm Art. no. 91033000100	-	-	-
<b>RAKE</b>		Working width: 60 cm Art. no. 91031000100 <sup>(1)</sup>	Working width: 80 cm Art. no. 91062500100 <sup>(2)</sup>	Working width: 80 cm Art. no. 91062500100 <sup>(2)</sup>	Working width: 80 cm Art. no. 91062500100 <sup>(2)</sup>
<b>POTATOE PLOUGH</b>		-	-	-	-
<b>WEEDER</b>		Working width: 40 cm Art. no. 91031500100 <sup>(1)</sup>	Working width: 65 cm Art. no. 91061500100 <sup>(2)</sup>	Working width: 65 cm Art. no. 91061500100 <sup>(2)</sup>	Working width: 65 cm Art. no. 91061500100 <sup>(2)</sup>
<b>DOZER BLADE</b>		-	-	-	Working width: 75 cm Art. no. 92000160100 <sup>(5)</sup>
<b>TRAILER WITH SEAT</b>		-	-	-	-
<b>WHEELS (SET)</b>		10 " Art. no. 91032000100	12" Art. no. 91053000100	12" Art. no. 91053000100	12" Art. no. 91053000100
<b>WHEEL WEIGHT (SET)</b>		-	12" (10 kg) Art. no. 91097000100	12" (10 kg) Art. no. 91097000100	12" (10 kg) Art. no. 91097000100
<b>SIDE DISC (SET)</b>		-	12" Art. no. 91061000100	12" Art. no. 91061000100	12" Art. no. 91061000100
<b>IRON WHEELS (SET)</b>		-	12" Art. no. 91060700100	12" Art. no. 91060700100	12" Art. no. 91060700100
<b>ROTOR KNIFE (SET)</b>		-	-	-	Art. no. 91050700100
<b>FRONT ATTACHMENT PLATE</b>		-	-	-	Art. no. 91058000100
<b>REAR CONSOLE</b>		-	Art. no. 91059000100	Art. no. 91059200100	Art. no. 91057000100
<b>FRONT WEIGHT</b>		-	-	-	-
<b>ADDITIONAL FRONT WEIGHT</b>		-	-	-	-

1) Needs 10" wheels 2) Needs 12" wheels and rear console 3) Needs 12" wheels or iron wheels and rear console 4) Needs rear console

5) Needs front attachment plate and 12" wheels 6) Needs 18" wheels 7) Needs 18" wheels or iron wheels 8) Needs front attachment plate and 18" wheels

NEW

NOW EVEN MORE  
ACCESSORIES FOR  
PRO TRAC!  
- READ MORE ON PAGE 24

FUSION SERIES	PRO TRAC 750	PRO TRAC 950
Working width: 60 cm Art. no. 91070000100 <sup>(6)</sup>	Working width: 60 cm Art. no. 91070000100 <sup>(10)</sup>	Working width: 60 cm Art. no. 91070000100 <sup>(10)</sup>
7" Art. no. 91076100100 <sup>(7)</sup>	6" Art. no. 91060500100 <sup>(10)</sup>	7" Art. no. 91076100100 <sup>(10)</sup>
7" Art. no. 91076000100 <sup>(7)</sup>	6" Art. no. 91093000100 <sup>(10)</sup>	7" Art. no. 91076000100 <sup>(10)</sup>
7" Art. no. 91076200100 <sup>(7)</sup>	6" Art. no. 91075100100 <sup>(10)</sup>	7" Art. no. 91076200100 <sup>(10)</sup>
Working width: 66 cm Art. no. 91051550105	-	-
-	-	-
Working width: 80 cm Art. no. 91062500100 <sup>(6)</sup>	Working width: 80 cm Art. no. 91062500100 <sup>(10)</sup>	Working width: 80 cm Art. no. 91062500100 <sup>(10)</sup>
Art. no. 91061200100 <sup>(6)</sup>	Art. no. 91061200100 <sup>(10)</sup>	Art. no. 91061200100 <sup>(10)</sup>
Working width: 65 cm Art. no. 91061500100 <sup>(6)</sup>	Working width: 65 cm Art. no. 91061500100 <sup>(10)</sup>	Working width: 65 cm Art. no. 91061500100 <sup>(10)</sup>
Working width: 75 cm Art. no. 92000160100 <sup>(8)</sup>	-	-
Art. no. 91075000100 <sup>(6)</sup>	Art. no. 90042514 <sup>(10)</sup>	Art. no. 90042514 <sup>(10)</sup>
18" Art. no. 91075500100	-	18" Art. no. 422497
18" (21 kg) Art. no. 91075400100	-	-
18" Art. no. 91075700100	-	-
18" Art. no. 91075300100	-	-
-	-	-
Art. no. 91075600100	-	-
-	Art. no. 90042522	Art. no. 90042522
12 kg incl. attachment Art. no. 91090000100 <sup>(9)</sup>	-	-
12 kg Art. no. 91090500100	-	-

9) Needs front attachment plate 10) Needs rear console

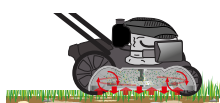




# LAWN

Grass is greener when it is watered, and more attractive when you cut it with a TEXAS lawn mower. We also have lawn edgers and scarifiers for gardening connoisseurs, which means there are no more excuses for not having the most beautiful gardens in the world. Just remember – to spend time enjoying your garden.

## 3-in-1



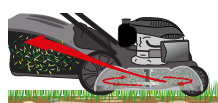
### 1. MULCHING

Mulching is ideal for ornamental lawns. With the mulching guard fitted in the lawn mower, the grass is cut into very tiny pieces, which disappear between the blades of grass and rot down to provide natural fertiliser for the grass. When the grass is dry, mulching often requires regular and more frequent mowing – once or twice a week to work optimally.



### 2. REAR DISCHARGE

Suitable for places where the grass is not cut very often, and where it is therefore long, e.g. holiday home gardens. Since a collector bag will fill quickly and needs to be emptied many times, this means the lawn will be mown faster and more easily.



### 3. REAR COLLECT

Ideal for most types of garden, where the grass is mown regularly. The grass is collected in the collecting bag and leaves the lawn neat and newly cut – without any trace of cuttings.



## 4-in-1

### 4. SIDE DISCHARGE

Like rear discharge, this is suitable for places where the grass is not cut very often, and where it is therefore long, e.g. the holiday home gardens. Side discharge spreads the grass cuttings sideways in a thin layer on the lawn.

### MAINTENANCE

Before you carry out maintenance, it is important that you remove the spark plug cap from the spark plug and it is a good idea to empty the petrol tank.



NEW



NEW



LAWN MOWERS	LME 1100	LME 1800	DS51	RAZOR 4210TR
Engine	230V	230V	TG470	TG170
Net power	– / 1.1 kW	– / 1.8 kW	139 cc / 2.6 kW	99 cc / 2.0 kW
Starter	E-start	E-start	Recoil	Recoil
Propulsion	Manual	Manual	Manual	Self-propelled
Cutting width	32 cm	42 cm	51 cm	42 cm
Mulching	–	–	•	•
Rear discharge	•	•	–	•
Rear collect	•	•	–	•
Side discharge	–	–	•	–
Height adjustment	Central. 30–60 mm	Central. 20–60 mm	Central 6 pos. 28–75 mm	Central 6 pos. 28–75 mm
Collection volume	30 l	40 l	–	45 l
Wheels	6"/6"	6"/7"	7"/10"	6"/7"
Cutting deck	Plastic	Plastic	Steel	Steel
Weight	8.3 kg	12 kg	28 kg	25 kg
Art. no.	90067021	90067023	90066501	90066505





### PREMIUM 5395TR/WA

- Comfortable and ergonomic grip and recoil handle
- Easily foldable handlebar
- 3-i-1 function: mulching, rear discharge and rear collect



- Central height adjustment in six positions
- Water inlet for easy cleaning of knife and cutting deck
- Big wheels 8"/11"



**NEW**

- Powerful aluminium guard

### PREMIUM 5175TR/W

- Comfortable and ergonomic grip and recoil handle

- Easily foldable handlebar

- Powerful TG570 engine

- Water inlet for easy cleaning of knife and cutting deck



- Extra large 75 l collector box
- 4-in-1 function: mulching, rear discharge, rear collect and side discharge
- Pivoting front wheels - allowing easier maneuvering around flower beds and trees

LAWN MOWER	PREMIUM 5395TR/WA
Engine	B&S DOV750EX
Net power	161 cc / 2.6 kW
Starter	Recoil
Propulsion	Self-propelled
Cutting width	53 cm
Mulching	•
Rear discharge	•
Rear collect	•
Side discharge	•
Height adjustment	Central 6 pos. 30-80 mm
Collection volume	70 l
Wheels	8"/11"
Cutting deck	Aluminium
Weight	45 kg
Art. no.	90066259



LAWN MOWER	PREMIUM 5175TR/W
Engine	TG570
Net power	173 cc / 3.2 kW
Starter	Recoil
Propulsion	Self-propelled
Cutting width	51 cm
Mulching	•
Rear discharge	•
Rear collect	•
Side discharge	•
Height adjustment	Central 6 pos. 28-75 mm
Collection volume	75 l
Wheels	8"/11"
Cutting deck	Steel
Weight	32 kg
Art. no.	90066252

# RAZOR LAWN MOWER

The RAZOR series from TEXAS is a broad series of lawnmowers, consisting of 42, 46 and 51 cm models. The series includes simple models with a limited range of accessories and larger models with the newest and best engines, including engines from Honda and the new Briggs & Stratton 675 InStart engine, where the designers have replaced the traditional start cord with a battery to start the engine. We provide our own specially developed TEXAS engines at more attractive prices and a three-year manufacturer's warranty. The Razor models provide options for different equipment packages, including electrical start, variable operating speed or comfort handlebars that have tight grips and are comfortable for the user. The Razor series is characterised by its functional and stylish design, and in general all of the models are equipped with central height adjustment, easily foldable handlebars, making it easier to store, large collector boxes that reduce the number of emptying times to a minimum, and all of the models have mulching.

## NEW

**5185TR/WE**

- Comfortable and ergonomic grip

### AS EASY AS...



- Easily foldable handlebar
- Collector indicator
- 4-in-1 function: mulching, rear discharge, rear collect and side discharge
- Central height adjustment in six positions
- Big wheels 8"/11"

- Powerful Briggs & Stratton 675iS engine - without starter cord

- Water inlet for easy cleaning of knife and cutting deck



LAWN MOWER	RAZOR 5185TR/WE
Engine	B&S 675iS
Net power	163 cc / 2.6 kW
Starter	InStart
Propulsion	Self-propelled
Cutting width	51 cm
Mulching	•
Rear discharge	•
Rear collect	•
Side discharge	•
Height adjustment	Central 6 pos. 28-75 mm
Collection volume	65 l
Wheels	8"/11"
Cutting deck	Steel
Weight	42 kg
Art. no.	90066530

## SMART KEEPING





LAWN MOWERS	RAZOR 4610	RAZOR 4610TR/W	RAZOR 4650TR/WE	RAZOR 4680TR/W
Engine	TG470	TG470	TG470E	B&S 500E
Net power	139 cc / 2.3 kW	139 cc / 2.3 kW	139 cc / 2.3 kW	140 cc / 1.94 kW
Starter	Recoil	Recoil	Recoil + E-start	Recoil
Propulsion	Manual	Self-propelled	Self-propelled	Self-propelled
Cutting width	46 cm	46 cm	46 cm	46 cm
Mulching	•	•	•	•
Rear discharge	•	•	•	•
Rear collect	•	•	•	•
Side discharge	–	•	•	•
Height adjustment	Central 6 pos. 28-75 mm	Central 6 pos. 28-75 mm	Central 6 pos. 28-75 mm	Central 6 pos. 28-75 mm
Collection volume	65 l	65 l	65 l	65 l
Wheels	7"/8"	7"/10"	7"/10"	7"/10"
Cutting deck	Steel	Steel	Steel	Steel
Weight	30 kg	33 kg	37.5 kg	30.5 kg
Art. no.	90066511	90066514	90066515	90066516



LAWN MOWERS	RAZOR 5120TR/W	RAZOR 5150TR/WE	RAZOR 5160TR/WE	RAZOR 5190TR/W
Engine	TG470	TG570E	TG570E	Honda GCV160
Net power	139 cc / 2.3 kW	173 cc / 3.2 kW	173 cc / 3.2 kW	160 cc / 3.3 kW
Starter	Recoil	Recoil + E-start	Recoil + E-start	Recoil
Propulsion	Self-propelled	Self-propelled	Self-propelled, 4 gears	Self-propelled
Cutting width	51 cm	51 cm	51 cm	51 cm
Mulching	•	•	•	•
Rear discharge	•	•	•	•
Rear collect	•	•	•	•
Side discharge	•	•	•	•
Height adjustment	Central 6 pos. 28-75 mm	Central 6 pos. 28-75 mm	Central 6 pos. 28-75 mm	Central 6 pos. 28-75 mm
Collection volume	65 l	65 l	65 l	65 l
Wheels	8"/11"	8"/11"	8"/11"	8"/11"
Cutting deck	Steel	Steel	Steel	Steel
Weight	38.5 kg	42.5 kg	43 kg	41.5 kg
Art. no.	90066522	90066526	90066527	90066531

# PREMIUM LAWN MOWER

The new PREMIUM series from TEXAS is a series of lawnmowers specially developed to meet the most demanding gardener's requirements. All of the Premium models are extra special: Ultra specifications, smart features and comfort are essential elements, and they are equipped with the best engines – including our own new V series, and the well-known Briggs & Stratton and Honda engines. All of the models also have large rear wheels, comfort handlebars, central height adjustment, water inlets, practical lifting handles integrated in the front and 4-in-1 functions: Collector, rear discharge, mulching and side discharge. The design is completely new, providing a new and attractive look and the new cutting deck at 48 and 53 cm respectively, are designed to ensure even better grass collecting for all types of grass. Rather than the classic two-part handlebar, the PREMIUM models also have a new type of handlebar, with free space between the handlebar bars, which means the large collector can easily be lifted up between the bars, making emptying easier.

**BEST  
VALUE  
FOR MONEY**

- Comfortable and ergonomic grip and recoil handle



- E-start button (only model 4850 and 5350)



- Easy to empty



- Water inlet for easy cleaning of knife and cutting deck



- Easily foldable handlebar

**NEW**





LAWN MOWERS	PREMIUM 4820TR/W	PREMIUM 4850TR/WE	PREMIUM 4880TR/W
Engine	TG470V	TG470EV	B&S 500E
Net power	139 cc / 2.3 kW	139 cc / 2.3 kW	140 cc / 1.94 kW
Starter	Recoil	Recoil + E-start	Recoil
Propulsion	Self-propelled	Self-propelled	Self-propelled
Cutting width	48 cm	48 cm	48 cm
Mulching	•	•	•
Rear discharge	•	•	•
Rear collect	•	•	•
Side discharge	•	•	•
Height adjustment	Central 6 pos. 28-75 mm	Central 6 pos. 28-75 mm	Central 6 pos. 28-75 mm
Collection volume	65 l	65 l	65 l
Wheels	7"/10"	7"/10"	7"/10"
Cutting deck	Steel	Steel	Steel
Weight	35 kg	39 kg	37 kg
Art. no.	90066554	90066555	90066556




LAWN MOWERS	PREMIUM 5350TR/WE	PREMIUM 5380TR/W	PREMIUM 5390TR/W
Engine	TG570EV	B&S DOV750EX	Honda GCV160
Net power	173 cc / 3.2 kW	161 cc / 2.6 kW	160 cc / 3.3 kW
Starter	Recoil + E-start	Recoil	Recoil
Propulsion	Self-propelled	Self-propelled	Self-propelled, 4 gears
Cutting width	53 cm	53 cm	53 cm
Mulching	•	•	•
Rear discharge	•	•	•
Rear collect	•	•	•
Side discharge	•	•	•
Height adjustment	Central 6 pos. 28-75 mm	Central 6 pos. 28-75 mm	Central 6 pos. 28-75 mm
Collection volume	65 l	65 l	65 l
Wheels	8"/11"	8"/11"	8"/11"
Cutting deck	Steel	Steel	Steel
Weight	44 kg	42 kg	42 kg
Art. no.	90066565	90066568	90066569

# ROBOT LAWN MOWERS

## TIME TO CHARGE UP

TEXAS robot lawnmowers are designed for perfect mulching of your lawn. The blades cut the grass into very short pieces, which subsequently become ground cover for the lawn, where it fertilises the soil and keeps moss at bay. TEXAS robot lawnmowers have many features, such as a security code lock, low noise and automatic battery charging. Using a single boundary cable, you set the mowing boundary and the robot does the rest.



**BEST  
VALUE  
FOR MONEY**

**NEW**



## SMART G-FORCE SB1200

- Incl. 200 m boundary cable, 200 pegs, terminal block pack and two sets of extra blades



Samsung  
li-ion



18 cm



3 pcs. pivoting  
blades



20-60 mm



60 min.



Extremely  
quiet



30°  
incline



Anti Theft



8.5 kg

## SMART/PRO G-FORCE FEATURES



### • ANTI THEFT

Programme your robotic mower with a unique code so in the event your TEXAS SMART G-FORCE 1200D is removed from its authorised area it will not function.



### • LIFT AND TILT SAFETY FEATURE

We have incorporated auto-stop lift and tilt technology in to your robotic mower, so if you lift it up, the blade disc will immediately STOP!



### • PROGRAMMABLE

Simple and easy to programme so you can leave your robotic mower with the knowledge it will cut the grass on the days you specify.



### • AUTO CHARGING

The TEXAS SMART G-FORCE 1200D knows when it is running low on power and returns to the charging station automatically.



### • HEIGHT ADJUSTMENT

To adjust the cutting height of your robotic mower, simply turn the dial located under the lid on top of the mower to the required position.





ROBOT LAWN MOWERS	SMART G-FORCE SB900	SMART G-FORCE SB1200	PRO G-FORCE SR2000
Battery	Samsung Li-ion Battery	Samsung Li-ion Battery	Samsung Li-ion Battery
Engine	24V / 2.0 Ah	28V / 2.9 Ah	24V / 4.0 Ah
Cutting width	18 cm	18 cm	22 cm
Max capacity	900 m <sup>2</sup>	1.200 m <sup>2</sup>	2.000 m <sup>2</sup>
Recommended lawn area	600 m <sup>2</sup>	800 m <sup>2</sup>	1.500 m <sup>2</sup>
Height adjustment	Central. 20-60 mm	Central. 20-60 mm	Central 9 positions. 20-60 mm
Blades	3 pcs. pivoting blades	3 pcs. pivoting blades	3 pcs. pivoting blades
Operating time	45 min	60 min	80 min
Battery charging time	70 min	100 min	70 min
Incline	30°	30°	30°
Incl. boundary cable and pegs	150 m boundary cable + 150 pegs + terminal block pack + 2 sets of extra blades	200 m boundary cable + 200 pegs + terminal block pack + 2 sets of extra blades	2 x 150 m boundary cable + 300 pegs + terminal block pack + 2 sets of extra blades
Level of noise	67 dB(A)	67 dB(A)	67 dB(A)
Weight	8.5 kg	8.5 kg	12 kg
Art. no.	90070200	90070201	90070202

## ACCESSORIES FOR ROBOT LAWN MOWERS

		SMART G-FORCE SB900	SMART G-FORCE SB1200	PRO G-FORCE SR2000
<b>200 M BOUNDARY CABLE</b> Bury to max. 8 cm		Art. no. 431752	Art. no. 431752	Art. no. 431752
<b>TERMINAL BLOCK PACK</b> Qty. 4 terminal blocks for boundary cable and qty. 2 cable terminals for charging station		Art. no. 431757	Art. no. 431757	Art. no. 431757
<b>PLASTIC PEGS PACK</b> 170 plastic pegs for boundary cable		Art. no. 431756	Art. no. 431756	Art. no. 431756
<b>2 SETS OF BLADES</b>		Art. no. 431758	Art. no. 431758	Art. no. 431758

# LAWN TRACTORS

## RIDER 6100E & RIDER 6100ES

- Reinforced steering frame
- Waterproof switches
- Easily accessible charger connector and engine
- Incl. hook for small trailer

MORE  
ACCESSORIES  
- PAGE 33



LAWN TRACTORS	RIDER 6100ES	RIDER 6100E
Engine	Loncin	Loncin
Net power	4.8 kW	4.8 kW
Cylinder displacement	196 cc	196 cc
Starter	Recoil + E-start	Recoil + E-start
Cutting width	61 cm	61 cm
Blade height	5 pos. 35-75 mm	5 pos. 35-75 mm
Knife activation	Mechanical	Mechanical
Cutting system	Side discharge	Rear collect
Blades	1	1
Wheels	10"/13"	10"/13"
Art. no.	90063039	90063038

## WEED BURNER

### USE

Ground: 0-500 m²	●
Ground: 500-1000 m²	○
Ground: +1000 m²	○

INCL.  
3 NOZZLES



NEW



WEED BURNER	WB600
Engine	230V
Net power	0.6 kW
Accessories	3 nozzles
Temp. up to	max. 600°C
Art. no.	90063087

## PUMP

### USE

Watering	●
Cleaning	○
Emptying	●

INCL. 10 M HOSE  
AND SPRAYER



NEW



PUMP	CW410
Engine	230V
Net power	0.4 kW
Accessories	Incl. 10 m hose and sprayer. Spigot diameter: 3/4"
Capacity	1.100 l/h
Art. no.	90063085

## GRASS CUTTER

### USE

High grass	●
Shrubby	●
Up to Ø30 mm trees and bushes	●



GRASS CUTTER	MULTI CUT 900TG
Engine	Loncin
Net power	9.0 kW
Gears	4 forward + 1 reverse
Cylinder displacement	414 cc
Cutting width	66 cm
Cutting height	10 cm
Cutting deck	Steel
Art. no.	90068051



# WEED CLEANER/LAWN EDGERS

USE	EC 1400	EC 2600	EC 8700
Lawn up to 600 m <sup>2</sup>	●	●	●
Lawn up to 1.000 m <sup>2</sup>	○	●	●
Park areas up to 2.000 m <sup>2</sup>	○	○	●

## ACCESSORIES FOR EC1400 OG EC2600

### WEED CLEANER



Art. no.  
90062054

## ACCESSORIES FOR WR140

### STEEL BRUSH

Art. no.  
90063090

### NYLON BRUSH

Art. no.  
90063100

**NEW**  
INCL.  
NYLON BRUSH

INCL.  
WEED CLEANER

WEED CLEANER/ LAWN EDGERS	WR140	EC 1400	EC 2600	EC 8700
Engine	230V	230V	2-stroke	4-stroke
Net power	0.14 kW	1.4 kW	0.7 kW	1.8 kW
Cylinder displacement	–	–	26 cc	87 cc
Working depth	10 mm	15-25-38 mm	10-20-30 mm	10-25-45 mm
Adjustable handle	–	•	•	•
Art. no.	90063076	90063069	90062059	90063088

# LAWN RAKER AND SCARIFIERS

USE	MPC1300 2-in-1	MPC1500 2-in-1	PRO CUT 420TG	PRO CUT 460TG	PRO CUT 460B
Lawn up to 600 m <sup>2</sup>	●	●	●	●	●
Lawn up to 1.000 m <sup>2</sup>	○	○	○	●	●

48 PCS. PIVOTING BLADES  
OF HARDENED STEEL



### MPC1300

- 2-in-1
- Springs for moss
- Knives for air

LAWN RAKER AND SCARIFIERS	MPC1300 2-IN-1	MPC1500 2-IN-1	PRO CUT 420TG	PRO CUT 460TG	PRO CUT 460B
Engine	230V	230V	TG620	TG720	B&S 800
Net power	1.3 kW	1.5 kW	3.6 kW	4.2 kW	4.2 kW
Cylinder displacement	–	–	179 cc	212 cc	208 cc
Working width	30 cm	33 cm	42 cm	46 cm	46 cm
Working depth	-0.9 / +0.5 cm	-1.2 / +0.5 cm	-4.5 / +0.5 cm	-3 / +0.5 cm	-3 / +0.5 cm
Blade type	Fixed	Fixed	Fixed	Pivoting	Pivoting
Collection volume	30 l	50 l	50 l	–	–
Art. no.	90062097	90063074	90061561	90061562	90061563

# HEDGES, BUSHES & HIGH GRASS

Get to grips with bushes, trim or cut them down to size. Once again this year we provide a wide range of bush cutters and hedge trimmers and the large and popular rotary trimmer, which easily deals with the overgrown gardens or fallows. But remember to look at our multi machines on page 20, where you can have a brush cutter, hedge trimmer, trimmer and chainsaw all in a single machine. KEEP IT SMART!

## 18 V SERIES

The light 18 V series from TEXAS has been developed to get the maximum out of one battery. All of the machines have been developed with weight and storage in focus.

### ACCESSORIES

#### EXTRA BATTERY



18V / 1.5Ah  
Art. no.  
90070006

#### QUICK CHARGER



Art. no.  
90070008

ALL MODELS  
INCLUDE BATTERY  
AND CHARGER

**NEW**



18 V SERIES	SMART HEDGE 200	SMART HEDGE 500 HEDGE TRIMMER BAR	SMART TRIM 300	SMART CHAINSAW 200	SMART AIR 100
Battery	18 V / 1.5 Ah	18 V / 1.5 Ah	18 V / 1.5 Ah	18 V / 1.5 Ah	18 V / 1.5 Ah
Functions	15 mm cutting width. 51 cm guide bar. Guide bar guard	15 mm cutting width. 41 cm guide bar up to 2.7 m long	Poly knife. Plant guard. Adjustable cutting head	8" guide bar up to 2.7 m long. Chain speed 4 m/s	Blower speed 205 km/h
Weight incl. battery	2.5 kg	3 kg	2.2 kg	4.5 kg	2 kg
Max. working time	35 min	45 min	30 min	45 min	12 min
Vibration	2.31 m/s <sup>2</sup>	2.31 m/s <sup>2</sup>	2.5 m/s <sup>2</sup>	2.6 m/s <sup>2</sup>	1.64 m/s <sup>2</sup>
Art. no.	90070002	90070004	90070001	90070005	90070003

# HEDGE TRIMMERS

USE	HTE550	HTE620	HSL265	HTP2200
Privet, spirea etc.	●	●	●	●
Willow	○	○	●	●
Beech, elm etc.	○	○	○	●



- 180° rotatable handle



HEDGE TRIMMERS	HTE550	HTE620	HSL265	HTP2200
Engine	230V	230V	2-stroke	2-stroke
Net power	0.55 kW	0.62 kW	0.7 kW	0.68 kW
Cylinder displacement	–	–	26 cc	22 cc
Cutting system	Dual cut	Dual cut	Dual cut	Dual cut Aluminum Laser cut
Blade length	51 cm	60 cm	65 cm	55 cm
Rotatable handle	180°	180°	180°	180°
Branch thickness	Max. 20 mm	Max. 22 mm	Max. 22 mm	Max. 28 mm
Weight	2.8 kg	3.6 kg	5.6 kg	5.6 kg
Art. no.	90067046	90067047	90067075	90067072

# TRIMMERS

USE	PRO TRIM 100	GTU26S	PRO TRIM 560
Grass trimming	●	●	●
High grass	○	●	●

## PRO TRIM 560

- Large 14" wheels with bearings
- Forward trimmer head, which makes it very easy to trim around trees, along paths and hedges, and in uneven terrain
- Reliable and powerful 173 cc, 4-stroke petrol engine
- Shield protects the engine from grass cuttings



TRIMMERS	PRO TRIM 100	GTU26S	PRO TRIM 560
Engine	230V	2-stroke	TG595, 4-stroke
Net power	0.6 kW	0.7 kW	2.9 kW
Cylinder displacement	–	26 cc	173 cc
Working width	30 cm line	38 cm	56 cm
Weight	2.9 kg	5.5 kg	31 kg
Art. no.	90068122	90067055	90063089



# BRUSH CUTTERS

Brush cutter in a stylish and ergonomic design, which provides extra user comfort. All of the brush cutters can easily be changed over from blade to line.



BEST  
VALUE  
FOR MONEY

DANISH  
DESIGN

NEW



NEW

## ACCESSORIES FOR BCU33M

### EXTENSION BAR

### EDGER

### SWEEPEER

Lenght	76 cm	76 cm	90 cm
Diameter	-	4.0 cm	24.5 cm
Working width	-	-	60 cm
Weight	0.5 kg	2.6 kg	4.5 kg
Art. no.	90067063	90067080	90067081



## BCU33M

- 1 engine → 6 applications: trimmer, hedge trimmer, brush cutter, chainsaw, lawn edger and sweeper



HANDHELD COMBI MACHINES	SMART COMBI 100	BCU33M
Engine	230V	2-stroke
Net power	0.9 kW	0.9 kW
Cylinder displacement	-	33 cc
Working width	36 cm line / 25 cm chainsaw / 41 cm hedge trimmer	43 cm line / 25 cm blade / 25 cm chainsaw / 41 cm hedge trimmer
Trimmer head	Tap'n go	Tap'n go
Blade	-	3-Tooth
Harness	•	•
Weight	2.5 kg (excl. accessories)	6.9 kg (excl. accessories)
Art. no.	90068123	90067059





BRUSH CUTTERS	BCP4300
Engine	2-stroke
Net power	1.25 kW
Cylinder displacement	43 cc
Working width	43 cm line / 25 cm blade
Trimmer head	Tap'n go
Blade type	3-Tooth
Harness	Professional
Weight	9.8 kg
Art. no.	90067071



#### STANDARD HARNESS

- The wide shoulder straps and hip cushion provide good weight distribution and minimise strain in the arms during use
- The harness can be adjusted to suit the user



#### PROFESSIONAL HARNESS

- Fixed back support panel and a wide strap provides the optimal weight distribution and safeguards the arms during use
- The brush cutter can quickly be unhooked from the shock-absorbing hip cushion, even when wearing working gloves!
- The harness can be adjusted to suit the user

USE	BCU26S	BCU33S	BCU43	BC335-4	BCP4300
Grass trimming	●	●	●	●	●
High grass	●	●	●	●	●
Brush cutter	○	○	●	●	●

MORE ACCESSORIES ON  
- PAGE 34

A 2-stroke engine must have oil-mixed petrol. Brush cutters with 4-stroke engine use regular petrol and so are filled with oil separately.



BRUSH CUTTERS	BCU26S	BCU33S	BCU43	BC335-4
Engine	2-stroke	2-stroke	2-stroke	4-stroke
Net power	0.7 kW	0.9 kW	1.25 kW	0.7 kW
Cylinder displacement	26 cc	33 cc	43 cc	33.5 cc
Working width	43 cm line / 25 cm blade	43 cm line / 25 cm blade	43 cm line / 25 cm blade	43 cm line / 25 cm blade
Trimmer head	Tap'n go	Tap'n go	Tap'n go	Tap'n go
Blade type	3-Tooth	3-Tooth	3-Tooth	3-Tooth
Harness	Standard	Standard	Standard	Professional
Weight	5.9 kg	7.7 kg	7.8 kg	8.1 kg
Art. no.	90067056	90067057	90067058	90062038



# COMBI 800 - FOR ALL YEAR ROUND

## COMBI 800

- 80 cm sweeping width
- 230V E-start on model 800TGE

## TRIMMER

- Adjustable
- Large cutting width
- Easy replacement of line

**NEW**



## ROTOR MOWER

- Rear discharge
- Large working width

**NEW**



## COMBI 800

A basic machine with many accessory options – and new accessories are arriving all the time ...



WALK-BEHIND MULTI MACHINES	COMBI 800TG BASIC	COMBI 800TGE BASIC	COMBI 800B BASIC
Engine	TG720S, 4-stroke	TG720ES, 4-stroke	B&S 950 series, 4-stroke
Net power	4.2 kW	4.2 kW	4.2 kW
Cylinder displacement	212 cc	212 cc	208 cc
Starter	Recoil	Recoil + 230V E-start	Recoil
Gears	4 forward + 1 reverse	4 forward + 1 reverse	4 forward + 1 reverse
Wheels	16" snow tyres	16" snow tyres	16" snow tyres
Art. no.	90068061	90068062	90068063

# ACCESSORIES FOR YOUR COMBI 800

Here you can find an overview of the many accessory options available for the TEXAS Combi 800. The concept behind the multi machines, is that they can be used all year round. In addition, a multi machine saves space – you only need a basic machine, which takes up little space. Then you can choose what accessories you need – so you can enjoy the weekend and let TEXAS do the work!

<p><b>TRIMMER</b> Working width: 60 cm Trimmer line: 4 mm Working height: 37-75 mm Adjustable: 3 pos. +30°/0°/-30°</p> <p><b>NEW</b></p>  <p>Art. no. 90068086</p>	<p><b>COLLECTOR BOX</b> Volume: 160 l. Width: 80 cm</p>  <p>Art. no. 93300200100</p>
<p><b>SWEEPER</b> Working width: 80 cm Diameter: 45 cm Adjustable: 3 pos. +22°/0°/-22° Brush rpm.: 300 rpm</p>  <p>Art. no. 90068076</p>	<p><b>WHEEL WEIGHT (SET)</b></p>  <p>15" (20.5 kg) Art. no. 91098000100</p>
<p><b>SNOW THROWER</b> Working width: 61 cm Working height: 50 cm Blow system: Adjustable 2-stage system Rotations: 130 rpm Throwing distance: 10-15 m</p>  <p>Art. no. 90068077</p>	<p><b>SNOW CHAINS (SET)</b></p>  <p>4,80x8 Art. no. 90068079</p>
<p><b>DOZER BLADE</b> Working width: 80 cm Working height: 42 cm Adjustable: 3 pos. +22°/0°/-22°</p>  <p>Art. no. 90068078</p>	<p><b>ROTOR MOWER</b> Rear discharge Working width: 60 cm</p> <p><b>NEW</b></p>  <p>Art. no. 90068088</p>
<p><b>DUMPER</b> Volume: 200 l. Size: 310x930x720 mm</p>  <p>Art. no. 90068075</p>	<p><b>LED TORCH INCL. UNIVERSAL ADAPTER AND 230V CHARGER</b></p>  <p>Art. no. 90067093</p>

**CLICK'N  
GO**



1. PRESS DOWN FOOT PEDAL



2. REMOVE TOOL



3. ATTACH NEW TOOL



# PRO TRAC/SWEEP



On traditional models, accessories are fitted using nuts and bolts. TEXAS PRO TRAC/SWEEP models are equipped with snap-couplings, so no tools are required whenever you want to change an accessory.



**NEW**

## ROTARY MOWER

- Working width 66 cm
- Cutting height 10 cm

**REVERSIBLE HANDLEBARS**  
Pro Trac 750 + 950 with 180° reversible handlebars, used when you need to change an accessory.



WALK-BEHIND MULTI MACHINES	PRO TRAC 750TG BASIC	PRO TRAC 750D BASIC	PRO TRAC 950TGE BASIC	PRO TRAC 950DE BASIC
Engine	TG720S, 4-stroke	TD420	TG920ES, 4-stroke	TD900E
Net power	4.2 kW	3.1 kW	8.5 kW	6.3 kW
Cylinder displacement	212 cc	211 cc	420 cc	406 cc
Gears	1 forward + 1 reverse	1 forward + 1 reverse	3 forward + 3 reverse	3 forward + 3 reverse
Starter	Recoil	Recoil	Recoil + E-start	Recoil + E-start
Fuel	Gasoline	Diesel	Gasoline	Diesel
Wheels	4.00 x 8	4.00 x 8	5.00 x 10	5.00 x 10
Art. no.	90041560	90041570	90041580	90041590

# ACCESSORIES FOR YOUR PRO TRAC/SWEEP

	PRO TRAC 750TG/750D	PRO TRAC 950TGE/950DE
<b>ROTOR MOWER</b> Working width: 66 cm Cutting height: 10 cm 	Art. no. 90042510	Art. no. 90042510
<b>SWEEPER</b> Working width: 80 cm Adjustable: 3 pos. +22°/0°/-22° Rotations: 300 rpm 	Diameter: 45 cm Art. no. 90042501	Diameter: 55 cm Art. no. 90042503
<b>SWEEPER</b> Working width: 100 cm Diameter: 55 cm Adjustable: 3 pos. +22°/0°/-22° Rotations: 300 rpm 	-	Art. no. 90042502
<b>COLLECTOR BOX</b> Volume: 160 l. For 80 cm sweeper 	Art. no. 93300200100	Art. no. 93300200100
<b>COLLECTOR BOX</b> Volume: 240 l. For 100 cm sweeper 	-	Art. no. 90042504
<b>DOZER BLADE</b> Working width: 80 cm Working height: 42 cm Adjustable: 3 pos. +22°/0°/-22° 	Art. no. 90042505	Art. no. 90042505
<b>DOZER BLADE</b> Working width: 100 cm Working height: 42 cm Adjustable: 3 pos. +22°/0°/-22° 	-	Art. no. 90042506
<b>SNOW CHAINS (SET)</b> 	4.00x8 Art. no. 90042508	5.00x10 Art. no. 90042509
<b>LED TORCH INCL. MOUNT AND CHARGER</b> 	-	Art. no. 90067094
<b>REAR TILLER</b> Rotations: 290 rpm Working depth: 16 cm 	Working width: 50 cm Art. no. 90042511	Working width: 37-68 cm Art. no. 90042512
<b>ACCESSORIES</b>	NOW EVEN MORE ACCESSORIES FOR PRO TRAC! - LEARN MORE ON PAGES 6-7	



# PATHS & PAVED SURFACES

It is not just about looking tidy. In fact it is necessary to clear areas of snow, salt, leaves and other rubbish – for your own safety and for the safety of other people. TEXAS yellow sweepers are almost synonymous with winter. When the snow falls and drifts, and a sweeper is not enough, we also provide some of the strongest snow blowers on the market.

- Anti-vibration



- Easy-start

- Low weight  
- only 4.5 kg



**BEST  
VALUE  
FOR MONEY**



- High-speed nozzle

- Blow tube can be separated without tools  
- for compact storage

LEAF BLOWER	PRO AIR 100
Engine	2-stroke
Net power	0.65 kW
Cylinder displacement	26 cc
Air speed	180 km/h
Art. no.	90063044

REMEMBER TO KEEP AN EXTENSION  
LEAD FOR OUTDOOR USE  
LISTED ON PAGE 33

LEAF BLOWERS	BVC2800
Engine	230V
Net power	0.28 kW
Collection volume	30 l
Air speed	275 km/h
Capacity	13.5 m³/min
Art. no.	90063042

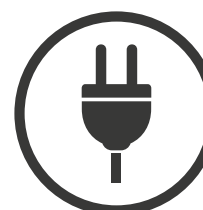
- Composting blade

- Low weight  
- only 3.4 kg

- Adjustable length of blow/  
vacuum pipe

- Easy changeover  
from vacuum  
to blower

- Low vibration  
- only 0.81 m/s²



**SMART  
KEEPING**



# SNOW THROWERS



SNOW THROWERS	ST1300	SNOW BUSTER 390	SNOW KING 415TG
Engine	230V	230V	Loncin, 4-stroke
Net power	0.13 kW	0.2 kW	1.65 kW
Cylinder displacement	–	–	87 cc
Working width	26 cm	39 cm	46 cm
Working height	12 cm	31 cm	28 cm
Max. throwing distance	2-5 m	2-8 m	5-8 m
Starter	230V	230V	Recoil
Blow system	1 stage	1 stage	1 stage
Capacity	120 m <sup>2</sup> /h	270 m <sup>2</sup> /h	300 m <sup>2</sup> /h
Art. no.	90062049	90062061	90062500



SNOW THROWERS	SNOW KING 565TG	SNOW KING 566TGE	SNOW KING 617TGE	SNOW KING 6195BE
Engine	Zongshen, 4-stroke	Loncin, 4-stroke	Loncin, 4-stroke	B&S 950S, 4-stroke
Net power	3.2 kW	4.0 kW	4.4 kW	4.8 kW
Cylinder displacement	163 cc	182 cc	212 cc	208 cc
Working width	56 cm	56 cm	61 cm	61 cm
Working height	51 cm	51 cm	51 cm	51 cm
Max. throwing distance	8-15 m	8-15 m	8-15 m	8-15 m
Starter	Recoil	Recoil + E-start	Recoil + E-start	Recoil + E-start
Blow system	2 stage	2 stage	2 stage	2 stage
Capacity	1120 m <sup>2</sup> /h	1120 m <sup>2</sup> /h	1220 m <sup>2</sup> /h	1220 m <sup>2</sup> /h
Art. no.	90062501	90062502	90062503	90062504

# SWEEPERS







SWEEPERS	SWEEPER MS550	SWEEPER MS920	HANDY SWEEP 650TG
Engine	–	–	TG620, 4-stroke
Cylinder displacement	–	–	179 cc / 3.6 kW
Gears	–	–	3 forward + 1 reverse
Starter	–	–	Recoil
Working width	55 cm	92 cm	60 cm
Brush diameter	–	–	35 cm
Collection volume	25 l	40 l	–
Wheels	175 x 35 x 12 mm	300 x 55 x 12 mm	4.10 x 13 mm
Art. no.	90067067	90067068	90067515



SWEEPERS	HANDY SWEEP 650TGE	HANDY SWEEP 710TGE	HANDY SWEEP 710B
Engine	TG620ES, 4-stroke	TG720ES, 4-stroke	B&S 950 series, 4-stroke
Cylinder displacement	179 cc / 3.6 kW	212 cc / 4.2 kW	208 cc / 4.2 kW
Gears	3 forward + 1 reverse	3 forward + 1 reverse	3 forward + 1 reverse
Starter	Recoil + E-start	Recoil + E-start	Recoil
Working width	60 cm	70 cm	70 cm
Brush diameter	35 cm	35 cm	35 cm
Wheels	4.10 x 13 mm	4.10 x 13 mm	4.10 x 13 mm
Art. no.	90067516	90067519	90067513

# ACCESSORIES FOR YOUR SWEEPER

HANDY SWEEP	650	710	HANDY SWEEP	650/710
COLLECTOR BOX		Art. no. 90228200100	Art. no. 90228100100	Art. no. 90228700100
DOZER BLADE		Art. no. 90228500100	Art. no. 90228600100	Art. no. 90228300100
			SNOW CHAINS (SET) FOR 4.10 X 13 WHEELS	
			SCARIFIER	

# NEW

PERFECT FOR PAVEMENTS  
AND DRIVEWAYS  
- ALL YEAR ROUND!



## SMART SWEEP 800

- Powerful TG570, 4-stroke engine
- 3 forward + 1 reverse gear
- Sweeping width 80 cm
- Adjustable brush speed (180-350 rpm)



SWEEPERS	SMART SWEEP 800
Engine	TG570, 4-stroke
Net power	3.6 kW
Cylinder displacement	173 cc
Gears	3 forward + 1 reverse
Starter	Recoil
Working width	80 cm
Brush diameter	35 cm
Art. no.	90066691

## ACCESSORIES FOR SMART SWEEP 800

### COLLECTOR BOX



Art. no.  
90066697

### SNOW-BRUSHES



Art. no.  
900666701

### DOZER BLADE



Art. no.  
90066698

# SPREADERS

## SMART SPREADER 200

- Suitable for spreading fertiliser and seed



SPREADERS	SMART SPREADER 200	CS2500	CS3600	CS6000S	CENTRIFUGE SPREADER FOR LAWN TRACTOR
Capacity	25 l	25 l	36 l	58 l	60 l
Working width	56 cm	Up to 2 m	Up to 2 m	Up to 3 m	Up to 3 m
Spreading method	Drop	Centrifuge	Centrifuge	Centrifuge	Centrifuge
Frame	Steel	Steel	Steel	Stainless steel	Steel
Dispensing volume	Variable	Variable	Variable	Variable	Variable
Weight	8.6 kg	12.26 kg	11.9 kg	15.5 kg	15 kg
Art. no.	90051994	90052014	90052017	90052018	90053036



# TREES & FIREWOOD

Remember that it is easiest to cut a tree in the direction it will naturally fall. In addition, you need to use a good chainsaw from TEXAS, and afterwards, a machine from our wide selection of power saw log saws, log splitters or composting machine, so that you get the most out of your resources with a minimum of effort. TEXAS has a wide and ergonomic range.



SHREDDER	EXPERT SHREDDER 200
Engine	Loncin
Net power	6.8 kW
Cylinder displacement	302 cc
Working width, chipper (side funnel)	90 mm
Working width, shredder (top funnel)	15 mm
Blade type	Pivoting
Transport wheels	•
Transport hook	•
Handle for lifting	•
Art. no.	90070300



# LOG SPLITTERS & LOG SAWS

- Can split vertically and horizontally



- Hydraulic cylinder

- Supplied with trailer hook

- Large pneumatic rubber wheels for all kinds of terrain

## ACCESSORIES

### 4 PART CROSS SPLITTER FOR 600/601



Art. no.  
90052008

### 4 PART CROSS SPLITTER FOR 2000HV



Art. no.  
90052078

REMEMBER TO KEEP AN  
EXTENSION LEAD FOR  
OUTDOOR USE  
LISTED ON PAGE 33



LOG SPLITTERS	POWER SPLIT 540H	POWER SPLIT 550H	POWER SPLIT 600V	POWER SPLIT 601V
Engine	230V	230V	230V	380V
Net power	1.5 kW	1.5 kW	2.2 kW	3.0 kW
Cylinder displacement	–	–	–	–
Working length	52 cm	52 cm	50-105 cm	50-105 cm
Working position	Horizontal	Horizontal	Vertical	Vertical
Capacity	5 ton	5 ton	6 ton	6 ton
Art. no.	90052073	90052084	90052006	90052005



INCL. 4  
PART CROSS  
SPLITTER



LOG SPLITTERS	POWER SPLIT 600VG	POWER SPLIT 1000V	POWER SPLIT 2000HV
Engine	TG500B, 4-stroke	380V	TG720, 4-stroke
Net power	3.6 kW	4.0 kW	4.2 kW
Cylinder displacement	163 cc	–	212 cc
Working length	50-105 cm	55-88-130 cm	63 cm
Working position	Vertical	Vertical	Horizontal / Vertical
Capacity	6 ton	10 ton	20 ton
Art. no.	90052007	90052082	90052079-100



LOG SAWS	POWER SAW 2202	POWER SAW 3000
Engine	230V	380V
Net power	2.2 kW	3.0 kW
Cutting diameter	max. 120 mm	max. 200 mm
Art. no.	90052071	90052083

REMEMBER TO KEEP AN EXTENSION  
LEAD FOR OUTDOOR USE  
LISTED ON PAGE 33



CHAINSAWS	EK2040	TS4518	SMART CHAINSAW 400	PRO CHAINSAW 300
Engine	230V	2-stroke	2-stroke	2-stroke
Net power	2.0 kW	1.8 kW	1.2 kW	2.3 kW
Cylinder displacement	–	45 cc	40 cc	56 cc
Bar length	40 cm / 16"	45 cm / 18"	40 cm / 16"	50 cm / 20"
Chain type	Tex-chain 250	Tex-chain 213	Tex-chain 250	Tex-chain 434462
Chain adjustment	Toolless	Tools	Toolless	Tools
Weight	4.8 kg	6.5 kg	6 kg	8 kg
Art. no.	90067011	90067013	90068150	90068151



SEE OUR ENTIRE RANGE OF  
CHAINS AT [TEXAS-GARDEN.COM](http://TEXAS-GARDEN.COM)

CHAINS	TEX-CHAIN 110	TEX-CHAIN 111	TEX-CHAIN 115	TEX-CHAIN 207	TEX-CHAIN 210	TEX-CHAIN 213	TEX-CHAIN 250	TEX-CHAIN 270
Drive link thickness	1.3 mm	1.3 mm	1.3 mm	1.5 mm	1.5 mm	1.5 mm	1.3 mm	1.3 mm
Pitch	3/8H	3/8H	3/8H	.325"	.325"	.325"	3/8H	3/8H
Drivelinks	50	52	54	56	64	72	57	56
File diameter	4.0	4.0	4.0	4.8	4.8	4.8	4.0	4.0
Art. no.	40-110	40-111	40-115	40-207	40-210	40-213	40-250	40-270

## ACCESSORIES FOR YOUR CHAINSAW

	EK2040	TS4518	SMART CHAINSAW 400	PRO CHAINSAW 300
<b>3 QTY. ROUND FILES</b>	4 mm Art. no. 40-10140	4.8 mm Art. no. 40-10148	4.8 mm Art. no. 40-10148	4.8 mm Art. no. 40-10148
<b>FILE WITH HANDLE</b>	4 mm Art. no. 40-10040H	4.8 mm Art. no. 40-10048H	4.8 mm Art. no. 40-10048H	4.8 mm Art. no. 40-10048H
<b>FILE SET</b>	4 mm Art. no. 40-10060	4.8 mm Art. no. 40-10070	4.8 mm Art. no. 40-10070	4.8 mm Art. no. 40-10070
<b>SAFETY PANTS L CLASS 1</b>	Art. no. 40-11362	Art. no. 40-11362	Art. no. 40-11362	Art. no. 40-11362
<b>SAFETY PANTS XL CLASS 1</b>	Art. no. 40-11360	Art. no. 40-11360	Art. no. 40-11360	Art. no. 40-11360
<b>SAFETY PANTS XXL CLASS 1</b>	Art. no. 40-11361	Art. no. 40-11361	Art. no. 40-11361	Art. no. 40-11361
<b>SAWHORSE</b>	Art. no. 90052016	Art. no. 90052016	Art. no. 90052016	Art. no. 90052016



# ACCESSORIES

A good start is only half the battle, and when it comes to the practical work with machines, you need to look after your equipment and yourself. It is important to remember to wear a safety helmet, safety goggles and safety trousers made from chainsaw fabric when working with a chainsaw. Likewise, your machines will have a longer lifetime when you remember to maintain them using oil, cleaning and by replacing wearing parts. The correct treatment of batteries and cleaning of machines, provides them with the optimal working conditions for several seasons.



## MISCELLANEOUS ACCESSORIES

### SAFETY HELMET WITH HEARING PROTECTORS



Art. no.  
40-11700

### COMBI CANISTER

Capacity: 6/2.5 l.



Art. no.  
40-11400

### SPARK PLUG WRENCH 13/16 MM



Art. no.  
40-11292

### COVER FOR SWEEPER/SNOW THROWER



Art. no.  
40-11757

### SPARK PLUG WRENCH 19/21 MM



Art. no.  
40-11291

### COVER FOR LAWN MOWER/TILLER



Art. no.  
40-11720

### RAMP WITH INTEGRATED COVER SUPPORT

Size: 180x20 cm  
Max 400 kg



Art. no. 90053021

**NEW**

### 20 M EXTENSION LEAD, 230 V, WITH EARTH

For outdoor use  
Copper wire thickness:  
3 x 1.5 mm<sup>2</sup>



Art. no. 90051004

IP44 APPROVED  
PERFECT FOR OUR  
ELECTRICAL LOG SPLITTERS!

## ACCESSORIES FOR LAWN TRACTORS

### LAWN SPIKER

Working width: 120 cm



Art. no.  
90053032

### RAKE

Working width: 120 cm



Art. no.  
90053035

### LAWN SWEEPER

Working width: 96 cm  
Capacity: 300 l.



Art. no.  
90053031

### LARGE DUMP CART WITH TIP

Capacity: 300 kg  
Size: 154x95x35 cm



Art. no.  
90053030

### CENTRIFUGE SPREADER

Spreading width: Up to 2 m  
Capacity: 60 l.



Art. no.  
90053036

### SMALL DUMP CART WITH TIP

Capacity: 150 kg  
Size: 97x76x30 cm



Art. no.  
90053034

### SCARIFIER

Working width: 96 cm



Art. no.  
90053033

### COVER












Art. no.  
40-11726

# ACCESSORIES FOR TRIMMERS & BRUSH CUTTERS

TRIMMERS  
 & BRUSH CUTTERS!  
 - LEARN MORE ON PAGE 19-20

		PRO TRIM 100	PRO TRIM 560	GTL260	BCU26S BCU33S BCU43	BC335-4	BCP4300	SMART COMBI 100	BCU33M	COMBI 800 TRIMMER
1.6 MM TRIMMER LINE 15 M		Art. no. 5012-00	-	-	-	-	-	Art. no. 5012-00	-	-
2.0 MM TRIMMER LINE 15 M		-	-	Art. no. 5016-00	-	-	-	-	-	-
2.4 MM TRIMMER LINE 15 M		-	-	-	Art. no. 5015-00	Art. no. 5015-00	Art. no. 5015-00	-	Art. no. 5015-00	-
2.4 MM TRIMMER LINE 90 M		-	-	-	Art. no. 62005240	Art. no. 62005240	Art. no. 62005240	-	Art. no. 62005240	-
4.0 MM SINGLE LINE 60 CM		-	Art. no. 423007	-	-	-	-	-	-	Art. no. 423007
4.0 MM ROLL OF LINE 2X10 M		-	Art. no. 423008	-	-	-	-	-	-	Art. no. 423008
TRIMMER HEAD		-	-	Art. no. 429053	10 mm links Art. no. 430330	10 mm links Art. no. 402982	10 mm links Art. no. 429760	-	10 mm links Art. no. 419030	-
3-TOOTH BLADE METAL 25.4 MM LOCK		-	-	-	Art. no. 5603-255	Art. no. 5603-255	Art. no. 5603-255	-	Art. no. 5603-255	-
4-TOOTH BLADE METAL 25 MM LOCK		-	-	-	Art. no. 5604-250	Art. no. 5604-250	Art. no. 5604-250	-	-	-
8-TOOTH BLADE METAL 25.4 MM LOCK		-	-	-	Art. no. 5608-250	Art. no. 5608-250	Art. no. 5608-250	-	Art. no. 5608-250	-
CIRCULAR SAW BLADE METAL		-	-	-	25 mm hole Art. no. 5680-250	25 mm hole Art. no. 5680-250	25 mm hole Art. no. 5680-250	-	25 mm hole Art. no. 5680-250	-
PROFESSIONAL HARNESS		-	-	Art. no. 40-11710	Art. no. 40-11710	Art. no. 40-11710	Art. no. 40-11710	Art. no. 40-11710	Art. no. 40-11710	-
STANDARD HARNESS		-	-	Art. no. 423186	Art. no. 423186	Art. no. 423186	Art. no. 423186	Art. no. 423186	Art. no. 423186	-

# WHICH OIL FITS YOUR MACHINE?

		TILLERS	COMBI 800	PRO TRAC 750/950	SWEEPERS SNOW THROWERS	LOG SPLITTERS	4-STROKE BRUSH CUTTERS LAWN MOWERS	2-STROKE BRUSH CUTTERS HEDGE TRIMMERS	CHAINSAWS
<b>SAE30 ENGINE OIL 0.6 L.</b>		Art. no. 90406507	Art. no. 90406507	Art. no. 90406507	Art. no. 90406507	Only gasoline Art. no. 90406507	Art. no. 90406507	–	–
<b>2-STROKE OIL 0.1 L.</b>		–	–	–	–	–	–	Art. no. 90406520	Only gasoline Art. no. 90406520
<b>2-STROKE OIL 1 L.</b>		–	–	–	–	–	–	Art. no. 90406521	Only gasoline Art. no. 90406521
<b>CHAIN OIL 1 L.</b>		–	–	–	–	–	–	–	Art. no. 90406590
<b>CHAIN OIL 4 L.</b>		–	–	–	–	–	–	–	Art. no. 90406502
<b>MULTIFAK GREASE FOR WORM GEAR 0.5 L.</b>		Art. no. 90306500	Art. no. 90306500	Art. no. 90306500	Art. no. 90306500	–	–	–	–
<b>GEARTEX EP-C SAE 80W-90 FOR PRO TRAC 1 L.</b>		–	–	Art. no. 90306522	–	–	–	–	–
<b>TEXAMATIC 7045 HYDRAULIC OIL 1 L.</b>		–	–	–	–	Art. no. 90306479	–	–	–
<b>OIL CHANGING SET</b>		Art. no. 40-11336	Art. no. 40-11336	Art. no. 40-11336	Art. no. 40-11336	Only gasoline Art. no. 40-11336	Art. no. 40-11336	–	–

REMEMBER

DO YOU NEED A NEW SPARK PLUG?  
– FIND THE RIGHT ONE AT [TEXAS-GARDEN.COM](http://TEXAS-GARDEN.COM)





TEXAS A/S | KNULLEN 22 | DK-5260 ODENSE S | DENMARK  
 TEL.: +45 6395 5555 | FAX: +45 6395 5558  
 EXPORT@TEXAS.DK | WWW.TEXAS-GARDEN.COM

Copyright © 2017 TEXAS A/S. All rights reserved.  
 The company cannot be held responsible for any printing errors, non-delivery, technical or design changes.

